

Cleaning and Disinfecting

The following guidelines are for nail salons to help protect themselves from diseases such as Coronavirus (COVID-19).

Cleaning Hands

- All staff should wash hands with soap and warm water for at least 20 seconds before and after each client.
- If soap is not available, use an alcohol-based hand sanitizer (at least 60% alcohol). Rub hands until sanitizer has completely dried (about 30 seconds).



- All staff should wash their hands after eating, using the restroom, blowing their nose, smoking, completing a transaction, and completing a service.



- All staff should immediately change their gloves or rewash hands with soap and water if they touch their face, nose, eyes, cell phone, door, credit card machine, computer, cash register or any surface they have not sanitized










- Require all clients to wash their hands upon entering the salon and before each treatment.
- Provide clients with hand sanitizer after services, when they enter and exit the salon, and when exiting the restroom, even if they wash their hands

General Cleaning

- Prior to reopening your salon, clean all surfaces, floors, walls, windows, cabinets, reception counter, tools, equipment, nail products, and linens. Wear a mask and reusable rubber gloves.
- Provide paper towels, no-touch trash cans with lids, cleaners, and disinfectants for staff.
- Floors should be thoroughly cleaned throughout the day.
- All trash containers should be emptied daily and kept clean by washing or using plastic liners.

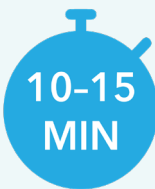
Make a Plan

- Clearly communicate with staff who is cleaning at the beginning and end of each shift and in between clients.
- Keep cleaning logs with date, time and type of cleaning for reception, break area and restrooms. Clean and disinfect with the following frequency:

High-touch areas  	Areas   	Work stations  
<ul style="list-style-type: none">• Reception desk• Point of sale equipment, products for sale• Door handles	<ul style="list-style-type: none">• Break rooms• Restrooms• Reception area• Retail areas	

- If the salon is busy, consider disinfecting more frequently.

Disinfectants



- Disinfectant only works on clean, hard, non-porous surfaces, glass, metal, and plastic surfaces. Clean all surfaces and tools with hot soapy water or cleaner, before disinfecting.
- Use disinfectants that are EPA-registered on List N and labeled as bactericidal, virucidal and fungicidal. Product will not be labeled for COVID-19 yet.
- **Follow the manufacturer's instructions for cleaners and disinfectants. Do not mix products together as this can cause a dangerous chemical reaction.**
- **Allow disinfectants to stay visibly wet on the surface for the instructed time to thoroughly kill the virus. Typical "contact time" for soaking/sprays is 10 minutes, for disinfectant wipes is 2-4 minutes.**
- Allow staff 10-15 minutes for proper disinfection between appointments without repercussion.

Manicure Stations



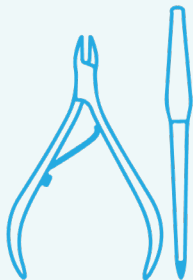

- Clean and disinfect all work area surfaces including rolling cart and tray, before and after each client.
- Disinfect chairs, head rest, arm rests and manicure tables before and after each client. Include all surfaces touched and products used.
- Use plastic chair covers on leather and cloth chairs.
- Cleaned tools should be stored in a closed container until ready to use.

Pedicure Stations



- Foot-spas, basins and pedicure bowls must be properly cleaned and disinfected after each client even if a disposable plastic liner is used.
- Clean all removable pedicure station parts with soap and water, rinse with clean water and then immerse into disinfectant.
- Wash and disinfect rocks/stones that are used in pedicure bowls.
- If your bowl has jets, allow the jets to run for a full 10 minutes with disinfectant or per manufacturer's instructions.

Tools



- Clean and disinfect all non-electrical reusable tools before each client:
 - Clean with soap and water. Dry tools with paper towels.
 - Immerse tools in EPA registered disinfectant per manufacturer's instructions.
- Single use tools such as cardboard files, drill bits and buffers must only be used once per client and then discarded. They cannot be disinfected.
- Electrical equipment, including nail dryers, should be wiped clean and disinfected before each client.
- Store cleaned and disinfected tools in a clean, dry, container or area separate from used tools.
- Disinfectant for soaking tools must be mixed daily and replaced sooner if it becomes contaminated throughout the work day.
- All items at a workstation must either be new, never used or cleaned and disinfected.
- Use an autoclave if you have one.

Restrooms



- Clean and disinfect ALL restroom surfaces including floors, sinks, toilet bowls, soap dispenser and all handles. Disinfect/clean the restroom every 2-3 hours or after each use if possible.
- Remove unnecessary items from restrooms such as candles, beauty supplies and decorations.
- Post handwashing signs in the restrooms for staff and clients.
- Provide paper towels so people can use handles without touching. Place a trash can by the door.
- Discontinue the use of air-dryers in bathrooms as they can spread transmission of the virus.
- Install touchless faucets, soap and paper towel dispensers.
- Install toilet seats with cover. Place a sign to close the toilet lid cover when flushing.
- Provide a hand cleaning area or sanitizer outside of the restroom for clients to disinfect their hands (even if they washed their hands).

Linens, Smocks, and Towels



- Clean towels should be used by staff who have washed their hands or are wearing new gloves.
- Used towels should be immediately removed and placed in a bag at the end of service.
- If the salon uses a laundry basket or reusable laundry bag, sanitize between laundry loads. If disposable bags are used, discard after use.
- Wash all linens, towels, and smocks in hot soapy water and dry at the warmest temperature allowed. Store clean items in a closed cabinet.
- All on-site laundry rooms or laundry storage rooms should be fully sanitized daily.
- If you wash at home, make sure the dirty laundry is placed in a disposable bag that is discarded after or a reusable bag that is sanitized/washed.

Please check your local county or city health guidelines for specific requirements.

www.CAHealthyNailSalons.org



CALIFORNIA
HEALTHY NAIL SALON
COLLABORATIVE

Liên Hiệp Ngành Móng Tay Lành Mạnh